



ÁREA CURRICULAR: Matemática

Ano: 2º

Ficha de Trabalho/Atividade nº: 8

Elaborada por: Ana Silva e Mónica Pragana

LEIA, ATENTAMENTE, AS SEGUINTE INSTRUÇÕES:

• Lê os enunciados com muita atenção e responde com calma.

1. Completa a tabela de acordo com a tabuada do 4.

4 x	1	2	3	4	5	6	7	8	9	10

2. Multiplica através da adição de parcelas iguais.



$$\boxed{1} + \boxed{} + \boxed{} + \boxed{} = \boxed{}$$

4 vezes _____ é igual a _____

$$\boxed{} \times \boxed{} = \boxed{}$$



$$\boxed{} + \boxed{} + \boxed{} = \boxed{}$$

_____ vezes _____ é igual a _____

$$\boxed{} \times \boxed{} = \boxed{}$$

3. Efectua os cálculos e liga aos respetivos resultados.

$4 + 4 + 4 + 4 + 4$

• 12

• 5 x 4

$4 + 4$

• 20

• 2 x 4

$4 + 4 + 4 + 4 + 4 + 4 + 4$

• 8

• 7 x 4


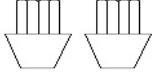

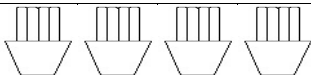
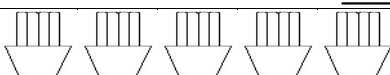

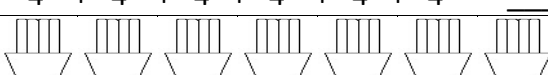
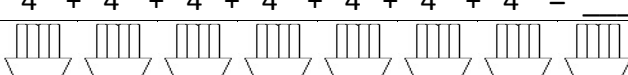
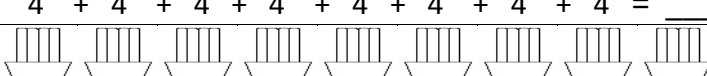
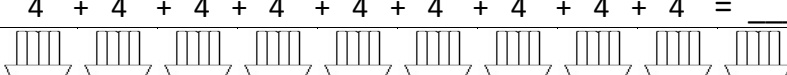
$4 + 4 + 4$

• 28


• 3 x 4



4. Transforma as adições em multiplicações. Observa o exemplo.

 4	$1 \times 4 = 4$
 $4 + 4 = \underline{\quad}$	$2 \times 4 = \underline{\quad}$
 $4 + 4 + 4 = \underline{\quad}$	$3 \times 4 = \underline{\quad}$
 $4 + 4 + 4 + 4 = \underline{\quad}$	$4 \times 4 = \underline{\quad}$
 $4 + 4 + 4 + 4 + 4 = \underline{\quad}$	$5 \times 4 = \underline{\quad}$
 $4 + 4 + 4 + 4 + 4 + 4 = \underline{\quad}$	$6 \times 4 = \underline{\quad}$
 $4 + 4 + 4 + 4 + 4 + 4 + 4 = \underline{\quad}$	$7 \times 4 = \underline{\quad}$
 $4 + 4 + 4 + 4 + 4 + 4 + 4 + 4 = \underline{\quad}$	$8 \times 4 = \underline{\quad}$
 $4 + 4 + 4 + 4 + 4 + 4 + 4 + 4 + 4 = \underline{\quad}$	$9 \times 4 = \underline{\quad}$
 $4 + 4 + 4 + 4 + 4 + 4 + 4 + 4 + 4 + 4 = \underline{\quad}$	$10 \times 4 = \underline{\quad}$

5. Calcula mentalmente.



Fonte Bibliográfica:

- TOP! Prático a Tabuada (6 – 8 anos). Porto Editora. Edição/reimpressão de 2019.

